



This is

TERRAPIN

Football



POSTSEASON HISTORY

ALL-TIME BOWL RESULTS

Record in Bowls: 9-10-2

Jan. 1, 1948 • Gator Bowl
Maryland 20, Georgia 20

Jan. 2, 1950 • Gator Bowl
Maryland 20, Missouri 7

Jan. 2, 1952 • Sugar Bowl
Maryland 28, Tennessee 13

Jan. 1, 1954 • Orange Bowl
Oklahoma 7, Maryland 0

Jan. 2, 1956 • Orange Bowl
Oklahoma 20, Maryland 6

Dec. 28, 1973 • Peach Bowl
Georgia 17, Maryland 16

Dec. 16, 1974 • Liberty Bowl
Tennessee 7, Maryland 3

Dec. 29, 1975 • Gator Bowl
Maryland 13, Florida 0

Jan. 1, 1977 • Cotton Bowl
Houston 30, Maryland 21

Dec. 22, 1977 • Hall of Fame Bowl
Maryland 17, Minnesota 7

Dec. 23, 1978 • Sun Bowl
Texas 42, Maryland 0

Dec. 20, 1980 • Tangerine Bowl
Florida 35, Maryland 20

Dec. 25, 1982 • Aloha Bowl
Washington 21, Maryland 20

Dec. 17, 1983 • Florida Citrus Bowl
Tennessee 30, Maryland 23

Dec. 22, 1984 • Sun Bowl
Maryland 28, Tennessee 27

Dec. 21, 1985 • Cherry Bowl
Maryland 35, Syracuse 18

Dec. 15, 1990 • Independence Bowl
Maryland 34, Louisiana Tech 34

Jan. 2, 2002 • FedEx Orange Bowl
Florida 56, Maryland 23

Dec. 31, 2002 • Chick-fil-A Peach Bowl
Maryland 30, Tennessee 3

Jan. 1, 2004 • Toyota Gator Bowl
Maryland 41, West Virginia 7

Dec. 29, 2006 • Champs Sports Bowl
Maryland 24, Purdue 7

GATOR BOWL JAN. 1, 1948

MD	GA	
20	20	

MARYLAND 20
GEORGIA 20

JACKSONVILLE, Fla. - In front of the first capacity crowd in Gator Bowl history, 16,666, Maryland's Lu Gambino was a one-man wrecking crew, rushing for 165 yards and scoring three touchdowns. Gambino's three scores propelled Maryland to a 20-7 lead, but Georgia reeled off 13 points in the fourth quarter to tie the game. The Bulldogs threatened to win the game in the closing seconds, but time ran out with Georgia on Maryland's four-yard line. Despite the tie, there was no question as to the game's most valuable player. Gambino won the Burkhalter Award, signifying the game's outstanding performer. Gambino was inducted into the Gator Bowl Hall of Fame in 1992.

Box Score

	1st	2nd	3rd	4th	F
Maryland	0	7	13	0	20
Georgia	0	0	7	13	20

2-UM - Gambino 35-yard run (McHugh kick)		
3-UG - Rauch 1-yard run (Geri kick)		
3-UM - Gambino 1-yard run (kick failed)		
3-UM - Gambino 24-yard pass from Baroni (McHugh kick)		
4-UG - Geri 4-yard run (kick failed)		
4-UG - Donaldson 9-yard pass from Rauch (Geri kick)		
	UM	UG
First Downs	16	19
Rushing Yards	247	216
Passing	127	190
Comp-Att-Int	7-14-1	12-20-1
Punts-Avg.	5-44	4-40
Fumbles-Lost	0-0	2-1
Penalties-Yards	5-66	4-80

RUSHING-Maryland, Gambino 22-165, Idzik 2-32, Bonk 5-23, LaRue 4-24, Turyn 4-9, Brown 2-6, Tucker 2-3, Siebert 3-3, Roth 3-(-16). Georgia, Donaldson 10-69, Geri 7-56, Henderson 8-48, Reid 7-46, Nestorak 3-6, Bodine 3-2, Bradberry 1-2, Brunson 3-(-2), Rauch 3 (-10).
PASSING-Maryland, Baroni 7-14-127. Georgia, Rauch 12-20-190.
Att: 16,666



Maryland celebrates its first bowl in 1948.

GATOR BOWL JAN. 2, 1950

MD	MU	
20	7	

MARYLAND 20
MISSOURI 7


JACKSONVILLE, Fla. - Three times in the first half Missouri turned the ball over, and all three times Maryland scored a touchdown as the Terrapins defeated the Tigers, 20-7, to earn their first-ever postseason victory. The Terrapin running attack, led by Bob Shemonski and Ed Modzelewski, amassed 266 rushing yards, the second-most by a Maryland bowl team. Maryland defensive back John Idzik set up Maryland's first score with a 26-yard interception return to the Tiger 11-yard line. Shemonski scored on a sweep on the next play for the go-ahead touchdown. Shemonski scored again on a six-yard run late in the second quarter to put the Terps up 20-0.

Box Score

	1st	2nd	3rd	4th	F
Maryland	7	13	0	0	20
Missouri	0	0	0	7	7

1-UM - Shemonski 11-yard run (Dean kick)		
2-UM - Modzelewski 3-yard run (kick failed)		
2-UM - Shemonski 6-yard run (Dean kick)		
4-MO - Klein 4-yard run (Glorioso kick)		
	UM	MO
First Downs	11	13
Rushing Yards	266	100
Passing	16	167
Comp-Att-Int	2-17-1	11-29-3
Punts-Avg.	7-39.0	3-38.0
Fumbles-Lost	1-1	5-5
Penalties-Yards	63	10


Att: 18,409



Bob "Shoo-Shoo" Shemonski goes for a TD vs. Missouri.



TULANE SUGAR BOWL JAN. 2, 1952

MD	UT	
28	13	

MARYLAND 28
TENNESSEE 13

NEW ORLEANS - In what may have been perhaps the biggest win in Maryland football history, the Terps upset No. 1-ranked and regular season national champion Tennessee, 28-13, in the 1952 Sugar Bowl. The Terps were led by running back Ed "Mighty Mo" Modzelewski (153 yards on 28 carries) and the brilliant play of running back/defensive back Ed Fullerton who scored two touchdowns and threw for another. The Terps put the game out of reach in the third quarter with a 46-yard interception for a touchdown by Fullerton, giving the Terps a 28-6 lead. Maryland finished the season with an overall record of 10-0-0 and a No. 3 national ranking.

Box Score

	1st	2nd	3rd	4th	F
Maryland	7	14	7	0	28
Tennessee	0	6	0	7	13

1-UM - Fullerton 2-yard run (Decker kick)
2-UM - Shemonski 7-yard pass from Fullerton (Decker kick)
2-UM - Scarbath 1-yard run (Decker kick)
2-UT - Rechichar 4-yard pass from Payne (kick failed)
3-UM - Fullerton 46-yard interception return (Decker kick)
4-UT - Payne 2-yard run (Rechichar kick)


	UM	UT
First Downs	18	12
Rushing Yards	289	81
Passing	63	75
Comp-Att-Int	7-13-1	9-19-4
Return Yards	29	16
Punts-Avg.	8-38.0	7-43.0
Fumbles-Lost	7-1	2-2
Penalties-Yards	12-120	2-20

RUSHING-Maryland, Modzelewski 28-153. Tennessee, Payne 11-54.
PASSING-Maryland, Scarbath 6-9-57. Tennessee, Payne 7-14-75.
Att: 80,271



Maryland celebrates its 1951 undefeated season.

ORANGE BOWL JAN. 1, 1954

OU	MD	
7	0	

OKLAHOMA 7
MARYLAND 0

MIAMI - This was the first game of the contract that pitted the Big Eight Conference champion against the Atlantic Coast Conference champion. The Terrapins took an undefeated record and the nation's No. 1 ranking into the game against an Oklahoma squad that used a powerful running attack to grind out a second quarter touchdown to propel the Sooners to a 7-0 win. Twice the Terps had first down opportunities with the ball inside the 10-yard line and failed to come away with any points. Despite the narrow loss, the Terrapins claimed the 1953 national championship.

Box Score

	1st	2nd	3rd	4th	F
Maryland	0	0	0	0	0
Oklahoma	0	7	0	0	7

2-OU - Griggs 25-yard run (Leake kick)


	UM	OU
First Downs	13	10
Rushing Yards	176	208
Passing	36	22
Comp-Att-Int	5-12-0	4-6-1
Return Yards	25	7
Punts-Avg.	5-29.0	7-31.3
Fumbles-Lost	1-1	2-2
Penalty Yards	15	45

RUSHING-Maryland, Felton 10-51. Oklahoma, Griggs 13-89.
PASSING-Maryland, Boxold 3-9-42. Oklahoma, Calame 4-4-22.
RECEIVING-Maryland, Nolan 2-31. Oklahoma, Burris 3-17.
Att: 68,178



"Shoo-Shoo" Shemonski high-stepping in the 1954 Orange Bowl.

ORANGE BOWL JAN. 2, 1956

OU	MD	
20	6	

OKLAHOMA 20
MARYLAND 6

MIAMI - The third-ranked Terps came into the Orange Bowl riding a 15-game winning streak, only to have it snapped by an Oklahoma team that extended its winning streak to 30 games with its 20-6 win. The Terps, who led 6-0 at halftime, were stunned when the Sooners went into their famous "fast break offense" and reeled off two third quarter touchdowns to earn the national championship. Ed Vereb, who scored the Terps' lone touchdown, finished with 108 rushing yards. Maryland was hurt by five turnovers.

Box Score

	1st	2nd	3rd	4th	F
Maryland	0	6	0	0	6
Oklahoma	0	0	14	6	20

2-UM - Vereb 15-yard run (kick failed)

3-OU - McDonald 4-yard run (Prices kick)

3-OU - O'Neil 1-yard run (Prices kick)

4-OU - Dodd 82-yard interception return (kick failed)

	UM	OU
First Downs	9	16
Rushing Yards	187	202
Passing	46	53
Comp-Att-Int	3-10-3	4-10-1
Punts-Avg.	7-40.0	8-34.0
Fumbles-Lost	3-2	1-1
Penalties-Yards	4-61	4-35

RUSHING-Maryland, Vereb 8-108. Oklahoma, Harris 9-63.
PASSING-Maryland, Beightol 2-7-46. Oklahoma, Harris 3-5-34.
RECEIVING-Maryland, Cooke 1-21. Oklahoma, Burris 2-28.
Att: 75,561



Ed Vereb rushed for the Terps' only TD and 108 yards in the '56 Orange Bowl.

2007 TERRAPIN FOOTBALL MEDIA & RECRUITING GUIDE

PEACH BOWL
DEC. 28, 1973

GA	MD
17	16



GEORGIA 17
MARYLAND 16

ATLANTA - Maryland came away from its first bowl game in 18 years a bitterly disappointed team. The Terrapins dominated Georgia in all phases, but the game was tied 10-10 at the half thanks to a couple of big plays by the Bulldogs. In the third quarter, a costly Terp fumble led to Georgia's go-ahead touchdown. Seven times the Terrapins were inside the Georgia 20-yard line, coming away with only nine points. The Terps' lone touchdown came via Walter White's 68-yard touchdown reception.

Box Score

	1st	2nd	3rd	4th	F
Maryland	0	10	0	6	— 16
Georgia	0	10	7	0	— 17

2-UG - Poulous 62-yard pass from Johnson (Leavitt kick), 5:27
 2-UM - White 68-yard pass from Carter (Mike-Mayer kick), 5:04
 2-UM - Mike-Mayer 36-yard field goal, 1:31
 2-UG - Leavitt 26-yard field goal, 0:06
 3-UG - Johnson 1-yard run (Leavitt kick), 4:24
 4-UM - Mike-Mayer 25-yard field goal, 13:53
 4-UM - Mike-Mayer 28-yard field goal, 7:35

	UM	UG
First Downs	15	11
Rushing Yards	219	170
Passing	242	114
Comp-Att-Int	8-18-1	5-16-1
Return Yards	78	135
Punts-Avg.	6-31.8	8-41.3
Fumbles-Lost	4-3	2-2
Penalties-Yards	5-63	1-5

RUSHING-Maryland, Carter 29-126. Georgia, King 16-57.
 PASSING-Maryland, Kinard 4-8-113. Georgia, Johnson 5-16-114.
 RECEIVING: Maryland, White 2-106. Georgia, Poulous 2-62.
 Att: 80,271



Coach Jerry Claiborne (left) congratulates Georgia coach Vince Dooley after the Bulldogs' win.

LIBERTY BOWL
DEC. 16, 1974

UT	MD
7	3



TENNESSEE 7
MARYLAND 3

MEMPHIS, Tenn. - The Maryland defense, led by All-ACC defensive tackle Randy White, shut out Tennessee for nearly four quarters but lost the game when the Volunteers' quarterback, Randy Wallace, found Larry Seivers for an 11-yard touchdown pass with 2:08 to play. The Terps were punting from their own 13 when a bad snap from the center was recovered by the Volunteers on the Maryland seven-yard line. Maryland had a chance to win the game but an apparent 20-yard touchdown pass was ruled out of bounds.

Box Score

	1st	2nd	3rd	4th	F
Maryland	0	3	0	0	— 3
Tennessee	0	0	0	7	— 7

2-UM - Mike-Mayer 28-yard field goal
 4-UT - Seivers 11-yard pass from Wallace (Towson kick)

	UM	UT
First Downs	16	15
Rushing Yards	108	173
Passing	158	65
Comp-Att-Int	15-22-2	7-16-0
Return Yards	76	65
Punts-Avg.	6-41.0	7-39.0
Fumbles-Lost	3-3	4-2
Penalties-Yards	4-63	8-69

RUSHING-Maryland, Carter 22-65. Tennessee, Gayle 17-106.
 PASSING-Maryland, Avellini 15-22-158. Tennessee, Holloway 6-15-54.
 RECEIVING: Maryland, White 5-68. Tennessee, Seivers 4-38.
 Att: 51,284



Louis Carter rushed for 65 yards in the Terps' 1974 Liberty Bowl appearance.

GATOR BOWL
DEC. 29, 1975

MD	UF
13	0



MARYLAND 13
FLORIDA 0

JACKSONVILLE, Fla. - The ACC champion Terrapins headed into the 1975 Gator Bowl as a seven-point underdog to the Florida Gators. However, this did not deter the Terps, who were coming off their best season (8-2-1) in 20 years. Maryland shut out the Gators, 13-0, in front of a large pro-Florida crowd in a steady downpour. The Maryland defense held the SEC's total offense leader scoreless and intercepted two Florida passes which led to the first 10 Maryland points. This was the first Terp win over an SEC team since 1955.

Box Score

	1st	2nd	3rd	4th	F
Maryland	7	3	0	3	— 13
Florida	0	0	0	0	— 0

1-UM - Hoover 19-yard pass from Dick (Sochko kick) 6:15
 2-UM - Sochko 20-yard field goal 6:49
 4-UM - Sochko 27-yard field goal 11:41

	UM	UF
First Downs	15	14
Rushing Yards	209	182
Passing	82	28
Comp-Att-Int	7-16-0	3-19-3
Return Yards	26	25
Punts-Avg.	7-39.5	7-38.5
Fumbles-Lost	0-0	1-1
Penalties-Yards	5-47	6-48

RUSHING-Maryland, Atkins 20-127. Florida, DuBose 18-95.
 PASSING-Maryland, Dick 5-13-67. Florida, Fisher 2-12-33.
 RECEIVING: Maryland, Hoover 2-24. Florida, Lecount 1-25.
 Att: 64,012



Kim Hoover hauls in the only TD of the Terps' win in the '75 Gator Bowl.

**COTTON BOWL****JAN. 1, 1977**

UH	MD	
30	21	

HOUSTON **30**
MARYLAND **21**

DALLAS - Maryland entered the 1977 Cotton Bowl with a perfect 11-0 record, but the hopes for a perfect season were dashed quickly when Houston scored 21 first-quarter points en route to a 30-21 win. The Cougars rushed for a total of 320 yards in the game and 144 in the 21-point first quarter. The Terps cut the lead to 27-21 in the fourth quarter, but a 5:42 drive by the Cougars late in the quarter resulted in a field goal, slamming the door on any Terp comeback hopes.

Box Score

	1st	2nd	3rd	4th	F	
Maryland	0	7	7	7	—	21
Houston	21	6	0	3	—	30

1-UH - Thomas 11-yard run (Coplín kick) 6:27
 1-UH - Blackwell 33-yard run (Coplín kick) 3:13
 1-UH - Blackwell 1-yard run (Coplín kick) 0:51
 2-UM - Manges 6-yard run (Loncar kick) 9:36
 2-UH - Bass 33-yard pass from Davis (kick failed) 0:55
 3-UM - Sievers 11-yard pass from Manges (Sochko kick) 1:41
 4-UM - Wilson 1-yard run (Sochko kick) 8:46
 4-UH - Coplín 28-yard field goal 0:18

	UM	UH
First Downs	17	20
Rushing Yards	120	320
Passing	179	108
Comp-Att-Int	17-32-0	5-8-0
Return Yards	13	5
Punts-Avg.	6-44.0	4-36.0
Fumbles-Lost	1-1	4-3
Penalties-Yards	8-80	5-22

RUSHING-Maryland, Scott 11-47. Houston, Blackwell 22-149.
 PASSING-Maryland, Manges 17-32-179. Houston, Davis 5-8-108.
 RECEIVING-Maryland, Kinney 6-72. Houston, Foster 3-62.
 Att: 58,500



Eric Sievers caught his first college TD on this play in the '77 Cotton Bowl.

HALL OF FAME BOWL**DEC. 22, 1977**

MD	MN	
17	7	

MARYLAND **17**
MINNESOTA **7**

BIRMINGHAM, Ala. - After allowing an early Minnesota touchdown run, the Terps scored the next 17 points and shut out the Golden Gophers over the next three quarters to leave Birmingham with a 17-7 win. Offensively, the Terps looked to George Scott who rushed for 75 yards and two second-quarter touchdowns to put Maryland in the lead for good. The Maryland defense held the Gophers to only 69 yards of total offense in the second half.

Box Score

	1st	2nd	3rd	4th	F	
Maryland	3	14	0	0	—	17
Minnesota	7	0	0	0	—	7

1-MN - Barber 1-yard run (Rogind kick) 9:02
 1-UM - Sochko 32-yard field goal 5:21
 2-UM - Scott 2-yard run (Sochko kick) 7:04
 2-UM - Scott 1-yard run (Sochko kick) 4:53


	UM	MN
First Downs	15	17
Rushing Yards	120	113
Passing	211	155
Comp-Att-Int	12-23-1	13-26-0
Return Yards	3	6
Punts-Avg.	5-36.8	9-27.7
Fumbles-Lost	3-2	3-2
Penalties-Yards	12-80	6-54

RUSHING-Maryland, Scott 24-75. Minnesota, Kitzmann 24-76.
 PASSING-Maryland, Dick 12-20-211. Minnesota, Avery 12-23-130.
 RECEIVING-Maryland, White 8-126. Minnesota, Anhorn 5-49.
 Att: 47,000



George Scott ran for two TDs and 75 yards in the Terps' '77 Hall of Fame Bowl win.

SUN BOWL**DEC. 23, 1978**

UT	MD	
42	0	

TEXAS **42**
MARYLAND **0**

EL PASO, TEXAS - The Maryland Terrapins, appearing in their sixth consecutive bowl and looking for their second straight bowl win, ran into a very determined Texas Longhorn team. The Longhorns' running game amassed 220 yards and five touchdowns, while the Texas defense held Maryland to 248 yards of total offense. It was the first time in 95 games the Terps had been held scoreless, ending the third-longest streak in the nation.


Box Score

	1st	2nd	3rd	4th	F	
Maryland	0	0	0	0	—	0
Texas	21	7	14	0	—	42

1-UT - L. Jones 7-yard run (Erxleben kick) 10:27
 1-UT - J. Jones 1-yard run (Erxleben kick) 7:15
 1-UT - L. Jones 29-yard pass from McBaeth (Erxleben kick) 4:37
 2-UT - McBaeth 2-yard run (Erxleben kick) 12:55
 3-UT - J. Jones 14-yard run (Erxleben kick) 2:42
 3-UT - H. Jones 32-yard run (Erxleben kick) 1:08

	UM	UT
First Downs	20	18
Rushing Yards	34	220
Passing	214	45
Comp-Att-Int	17-43-4	2-7-0
Return Yards	0	20
Punts-Avg.	8-37	7-41
Fumbles-Lost	2-1	3-1
Penalties-Yards	5-35	7-42

RUSHING-Maryland, Atkins 10-15. Texas, H. Jones 14-104.
 PASSING-Maryland, O'Hare 12-27-146. Texas, McBaeth 2-5-45.
 RECEIVING-Maryland, Richards 4-52. Texas, L. Jones 2-45.
 Att: 33,122



Charles Johnson's mood tells the story after the Terps lost in the '78 Sun Bowl.

2007 TERRAPIN FOOTBALL MEDIA & RECRUITING GUIDE

TANGERINE BOWL
DEC. 20, 1980

UF	MD
35	20

FLORIDA 35
MARYLAND 20

ORLANDO, Fla. - Maryland's Charlie Wysocki rushed for 159 yards and a touchdown, but it was not enough to overcome the passing attack of the Gators' Wayne Peace, who threw for 271 yards and two touchdowns. Peace's favorite receiver, Cris Collinsworth, caught eight passes for 166 yards, including a 21-yard touchdown catch that led to Florida's 28-20 lead. Maryland's Dale Castro tied a Tangerine Bowl record and established a new Terrapin bowl record when he booted his fourth field goal in the third quarter.

Box Score

	1st	2nd	3rd	4th	F
Maryland	3	6	11	0	— 20
Florida	0	14	14	7	— 35

- 1-UM - Castro 34-yard field goal 4:50
- 2-UF - Collinsworth 24-yard pass from Peace (Clark kick) 14:04
- 2-UM - Castro 27-yard field goal 4:37
- 2-UM - Castro 26-yard field goal 4:28
- 2-UF - Jones 2-yard run (Clark kick) 1:46
- 3-UM - Wysocki 2-yard run (Tice run) 14:48
- 3-UM - Castro 42-yard field goal 10:00
- 3-UF - Peace 1-yard run (Clark kick) 4:43
- 3-UF - Collinsworth 21-yard pass from Peace (Clark kick) 3:29
- 4-UF - Brown 2-yard run (Clark kick) 9:31

	UM	UF
First Downs	19	16
Rushing Yards	181	108
Passing	155	271
Comp-Att-Int	12-26-3	20-34-1
Return Yards	14	54
Punts-Avg.	4-39.0	6-34.0
Fumbles-Lost	4-2	1-0
Penalties-Yards	6-44	11-108

RUSHING-Maryland, Wysocki 39-159. Florida, Brown 16-71.
PASSING-Maryland, Tice 11-23-129. Florida, Peace 20-24-271.
RECEIVING: Maryland, Havener 4-83. Florida, Collinsworth 8-166.
Att: 52,541



Charlie Wysocki ran for 159 yards in the '80 Tangerine Bowl.

ALOHA BOWL
DEC. 25, 1982

UW	MD
21	20

WASHINGTON 21
MARYLAND 20

HONOLULU - Maryland and Washington made sure the fans who went to the inaugural Aloha Bowl got their money's worth. The Huskies' touchdown with :06 left secured Washington's come-from-behind, 21-20 victory. The Terps had a chance to go up by nine points with 3:39 left to play, but Jess Atkinson's 32-yard field goal attempt fell short. The Terps had fallen behind 14-6 in the first half and Boomer Esiason completed 10 passes for 120 yards and a touchdown in the third quarter, sparking Maryland to a 20-14 lead early in the fourth.

Box Score

	1st	2nd	3rd	4th	F
Maryland	0	6	6	8	— 20
Washington	7	7	0	7	— 21

- 1-UW - Allen 27-yard pass from Cowan (Nelson kick) 10:14
- 2-UM - D'Addio 19-yard pass from Esiason (kick failed) 14:52
- 2-UW - Allen 71-yard pass from Cowan (Nelson kick) 5:21
- 3-UM - Tice 36-yard pass from Esiason (conversion failed) 12:18
- 4-UM - Nash 2-yard run (Tice pass from Esiason) 10:44
- 4-UW - Allen 11-yard pass from Cowan (Nelson kick) 0:06

	UM	UW
First Downs	17	20
Rushing Yards	68	63
Passing	251	369
Comp-Att-Int	19-32-1	35-55-0
Return Yards	45	43
Punts-Avg.	7-38.0	5-45.0
Fumbles-Lost	2-1	4-4
Penalties-Yards	8-55	7-50

RUSHING-Maryland, Nash 11-41. Washington, Robinson 16-50.
PASSING-Maryland, Esiason 19-32-251. Washington, Cowan 33-55-369.
RECEIVING: Maryland, Tice 6-85. Washington, Skansi 10-81.
Att: 30,055



Dave D'Addio rushes past Washington in the Aloha Bowl.

CITRUS BOWL
DEC. 25, 1982

UT	MD
30	23

TENNESSEE 30
MARYLAND 23

ORLANDO, Fla. - Tennessee scored two touchdowns in the fourth quarter to overcome a 20-16 deficit and defeat the Terps, 30-23, in the 1983 Citrus Bowl. Maryland took a four-point lead into the fourth quarter, thanks to outstanding play from reserve quarterback Frank Reich. Reich entered the game in the second quarter when starter Boomer Esiason suffered a shoulder injury. Reich's one mistake of the day, an interception early in the fourth quarter, set the Vols on Maryland's 14-yard line which led to a Tennessee touchdown run that was the difference.

Box Score

	1st	2nd	3rd	4th	F
Maryland	3	6	11	3	— 23
Tennessee	7	3	6	14	— 30

- 1-UM - Atkinson 18-yard field goal 4:01
- 1-UT - Taylor 12 pass from Cockrell (Revez kick) 1:04
- 2-UM - Atkinson 48-yard field goal 13:43
- 2-UM - Atkinson 31-yard field goal 12:01
- 2-UT - Revez 25-yard field goal 4:34
- 3-UM - Atkinson 22-yard field goal 10:47
- 3-UT - Henderson 19-yard run (Cockrell pass failed) 5:29
- 3-UM - Badanjek 3-yard run (Badanjek run) 4:14
- 4-UT - Jones 1-yard run (Revez kick) 14:01
- 4-UT - Jones 2-yard run (Revez kick) 11:58
- 4-UM - Atkinson 26-yard field goal 4:34

	UM	UT
First Downs	17	25
Rushing Yards	95	201
Passing	253	185
Comp-Att-Int	18-28-1	16-23-1
Return Yards	10	26
Punts-Avg.	0-0.0	1-47.0
Fumbles-Lost	3-1	1-1
Penalties-Yards	6-32	1-5


RUSHING-Maryland, Joyner 17-58. Tennessee, Jones 29-154.
PASSING-Maryland, Reich 14-22-192. Tennessee, Cockrell 16-23-185.
RECEIVING: Maryland, David 4-66. Tennessee, Duncan 6-59.
Att: 50,183



Bobby Ross (far left) and Boomer Esiason (second from left) visit Goofy at the Magic Kingdom.



SUN BOWL DEC. 22, 1984

MD	UT	
28	27	

MARYLAND 28
TENNESSEE 27

EL PASO, Texas - The Maryland Terrapins were truly the comeback team of 1984. Maryland trailed Tennessee 21-0 at halftime and erupted for a Terrapin bowl record 22 points in the third quarter. Frank Reich's third-quarter touchdown pass to Ferrell Edmunds put the Terps up 22-21, but the ensuing kickoff was returned for a touchdown by the Volunteers to give them a 27-22 lead. Then with 8:03 left to play, the Terps' offense pounded out a 5:05 drive that was capped by a one-yard scoring run by Rick Badanjek for the game-winning touchdown.

Box Score


	1st	2nd	3rd	4th	F	
Maryland	0	0	22	6	—	28
Tennessee	10	11	6	0	—	27

1-UT - Jones 2-yard run (Revez kick) 6:34		
1-UT - Revez 24-yard field goal 2:29		
2-UT - Revez 52-yard field goal 5:13		
2-UT - McGee 6-yard pass from Robinson (McGee pass from Robinson) 0:37		
3-UM - Neal 57-yard run (pass failed) 10:35		
3-UM - Atkinson 23-yard field goal 6:32		
3-UM - Badanjek 1-yard run (run failed) 3:47		
3-UM - Edmunds 40-yard pass from Reich (Atkinson kick) 3:47		
3-UT - Penuška 100-yard kickoff return (pass failed) 0:10		
4-UM - Badanjek 1-yard run (pass failed) 2:28		
	UM	UT
First Downs	22	13
Rushing Yards	229	148
Passing	201	132
Comp-Att-Int	17-28-1	15-24-0
Return Yards	80	194
Punts-Avg.	4-39.0	5-42.4
Fumbles-Lost	2-2	2-2
Penalties-Yards	8-63	6-49
RUSHING-Maryland, Neal 12-107. Tennessee, Jones 14-80.		
PASSING-Maryland, Reich 17-28-201. Tenn., Robinson 15-24-132.		
RECEIVING: Maryland, Hill 4-69. Tennessee, McGee 6-66.		
Att: 50,126		



After rallying from a 21-0 halftime deficit, the Terps carried coach Bobby Ross off the field after winning the '84 Sun Bowl.

CHERRY BOWL DEC. 21, 1985

MD	SU	
35	18	

MARYLAND 35
SYRACUSE 18

PONTIAC, Mich. - Quarterback Stan Gelbaugh completed 14 passes for 223 yards, threw two TDs and rushed for another as Maryland defeated Syracuse 35-18. The Terrapins, who trailed 3-0 early in the first quarter, took their first lead thanks to Gelbaugh's four-yard touchdown run. Trailing 10-6 in the second quarter, Gelbaugh hit tight end Chris Knight for a three-yard score to put the Terps in the lead for good. The touchdown pass also was the start of a 22-point second quarter that tied a Maryland bowl record for points scored in a quarter.

Box Score


	1st	2nd	3rd	4th	F	
Syracuse	3	7	8	0	—	18
Maryland	6	22	7	0	—	35

1-SU - McAulay 26-yard field goal 10:27		
1-UM - Gelbaugh 4-yard run (kick failed) 6:36		
2-SU - Drummond 10-yard run (McAulay kick) 12:53		
2-UM - Knight 3-yard pass from Gelbaugh (Badanjek run) 8:50		
2-UM - Tye 8-yard fumble return (Plocki kick) 3:41		
2-UM - Blount 20-yard run (Plocki kick) 1:43		
3-UM - Abdur-Ra'ooof 6-yard pass from Gelbaugh (Plocki kick) 11:27		
3-SU - McPherson 17-yard run (Schwedcs from McPherson) 2:51		
	UM	SU
First Downs	22	28
Rushing Yards	244	241
Passing	223	204
Comp-Att-Int	14-20-1	18-30-3
Return Yards	99	135
Punts-Avg.	3-38.7	1-52.0
Fumbles-Lost	0-0	3-2
Penalties-Yards	5-54	3-26
RUSHING-Maryland, Blount 24-135. Syracuse, McPherson 21-111.		
PASSING-Maryland, Gelbaugh 14-20-223. Syracuse, McPherson 18-30-204.		
RECEIVING: Maryland, Abdur-Ra'ooof 5-86. Syracuse, Slano 4-69.		
Att: 51,858		



Len Lynch (63) hoists the 1985 Cherry Bowl trophy.

INDEPENDENCE BOWL DEC. 15, 1990

MD	LT	
34	34	

MARYLAND 34
LOUISIANA TECH 34

SHREVEPORT, La. - Tech's Chris Boniol hit a 29-yard field goal with no time remaining in the 1990 Independence Bowl, allowing the Bulldogs to escape Shreveport with a 34-34 tie. The Terrapins fell behind 31-20 early in the fourth quarter but rallied to take the lead when Scott Zolak threw a 15-yard touchdown pass to Brad Johnson with :52 remaining. However, on the ensuing kickoff, Tech's Lorenzo Baker returned the kick 41 yards to start the Bulldog drive on the Maryland 39-yard line. Five plays and 28 yards later, Boniol kicked his second field goal of the game to even the score.

Box Score

	1st	2nd	3rd	4th	F	
Maryland	14	0	6	14	—	34
Louisiana Tech	0	14	14	6	—	34


1-UM - Jackson 1-yard run (DeArmas kick) 11:59		
1-UM - Jackson 2-yard run (DeArmas kick) 5:06		
2-LT - Richardson 5-yard run (Boniol kick) 8:30		
2-LT - Davis 3-yard run (Boniol kick) 0:17		
3-LT - Richardson 1-yard run (Boniol kick) 10:35		
3-UM - Jackson 11-yard run (kick failed) 7:44		
3-LT - Slaughter 7-yard pass from Johnson (Boniol kick) 5:52		
4-LT - Boniol 36-yard field goal 13:52		
4-UM - Mason 28-yard pass from Zolak (DeArmas kick) 11:20		
4-UM - Johnson 15-yard pass from Zolak (DeArmas kick) 0:52		
4-LT - Boniol 28-yard field goal 0:00		
	UM	LT
First Downs	16	25
Rushing Yards	191	150
Passing	115	254
Comp-Att-Int	11-18-1	18-28-3
Return Yards	22	3
Punts-Avg.	4-37.2	1-34.0
Fumbles-Lost	1-1	3-1
Penalties-Yards	9-88	6-53
RUSHING-Maryland, Jackson 17-50. La. Tech, Richardson 27-81.		
PASSING-Maryland, Zolak 7-16-159. La. Tech, Johnson 7-8-70.		
RECEIVING: Maryland, Johnson 5-107. La. Tech, Slaughter 5-66.		
Att: 48,325		



Clarence Jones (74) lifts Troy Jackson in the air after the Terps' third-quarter score in the '90 Independence Bowl.

2007 TERRAPIN FOOTBALL MEDIA & RECRUITING GUIDE

**ORANGE BOWL
JAN. 2, 2002**

UF	MD	
56	23	

FLORIDA 56
MARYLAND 23

MIAMI - Maryland made its first bowl appearance since 1990, but fell to the fifth-ranked Florida Gators, 56-23. Florida's Rex Grossman came off the bench to throw for 248 yards and four touchdowns. The Gators jumped out to a 14-0 lead, but the Terps rallied to close to within 14-10. Florida, however, scored five unanswered touchdowns to pull away. Marc Riley rushed for two touchdowns for the Terps. The teams combined for an Orange Bowl record 79 points and 1,019 total yards.

Box Score

	1st	2nd	3rd	4th	F
Florida	14	14	21	7	56
Maryland	7	3	0	13	23

- 1-UF - Graham 1-yard run (Chandler kick) 9:51
- 1-UF - Jacobs 46-yard pass from Berlin (Chandler kick) 0:12
- 1-UM - Williams 64-yard pass from Hill (Novak kick) 0:00
- 2-UM - Novak 20-yard field goal 12:20
- 2-UF - Jacobs 15-yard pass from Grossman (Chandler kick) 2:18
- 2-UF - Gaffney 4-yard pass from Grossman (Chandler kick) 0:03
- 3-UF - Graham 6-yard run (Chandler kick) 11:22
- 3-UF - Gillespie 11-yard run (Chandler kick) 7:26
- 3-UF - Gaffney 33-yard pass from Grossman (Chandler kick) 2:52
- 4-UM - Riley 1-yard run (Novak kick) 11:56
- 4-UF - Perez 10-yard pass from Grossman (Chandler kick) 10:16
- 4-UM - Riley 10-yard run (Novak kick) 5:10


	UM	UF
First Downs	19	30
Rushing Yards	103	203
Passing	257	456
Comp-Att-Int	23-39-1	33-49-2
Return Yards	189	93
Punts-Avg.	5-46.2	2-53.0
Fumbles-Lost	0-0	2-1
Penalties-Yards	4-20	6-43

RUSHING-Maryland, Hill 11-31. Florida, Graham 16-149.
PASSING-Maryland, Hill 23-39-257. Florida, Grossman 20-28-248.
RECEIVING-Maryland, Murphy 5-42. Florida, Jacobs 10-170.



Marc Riley ran for two touchdowns, including this 10-yard run in the fourth quarter.

**PEACH BOWL
DEC. 31, 2002**

MD	UT	
30	3	

MARYLAND 30
TENNESSEE 3

ATLANTA - The Terps posted their first bowl win since 1985 with a dominating performance against the Tennessee Volunteers. QB Scott McBrien ran for a pair of touchdowns, Nick Novak booted three field goals, All-America linebacker E.J. Henderson registered 12 solo tackles, and cornerback Curome Cox returned an interception for a touchdown to highlight Maryland's performance. The Terps never trailed in the game, taking their opening possession in for a touchdown on a one-yard run by McBrien and taking a 17-3 lead into intermission. It was the most lopsided bowl loss in UT history.

Box Score

	1st	2nd	3rd	4th	F
Tennessee	0	3	0	0	3
Maryland	7	10	3	10	30

- 1-UM - McBrien 1-yard run (Novak kick) 6:00
- 2-UM - Cox 54-yard interception return (Novak kick) 11:32
- 2-UT - Walls 38-yard field goal 4:46
- 2-UM - Novak 48-yard field goal 0:47
- 3-UM - Novak 44-yard field goal 6:48
- 4-UM - McBrien 6-yard run (Novak kick) 12:55
- 4-UM - Novak 25-yard field goal 4:12

	UT	UM
First Downs	18	17
Rushing Yards	45	154
Passing	242	120
Comp-Att-Int	23-37-1	11-19-0
Return Yards	85	177
Punts-Avg.	6-47.7	3-50.3
Fumbles-Lost	1-1	2-1
Penalties-Yards	8-68	2-10

RUSHING-Maryland, Perry 15-50. Tennessee: Houston 9-34.
PASSING-Maryland, McBrien, 11-19-0-120. Tennessee, Clausen 23-37-1-242.
RECEIVING-Maryland, Harrison 4-74. Tennessee Brown 5-75.
Att: 68,330.



Curome Cox set a school bowl record with a 54-yard interception return for touchdown in the Peach Bowl.

**GATOR BOWL
JAN 1, 2004**

MD	WV	
41	7	

MARYLAND 41
WEST VIRGINIA 7

JACKSONVILLE, Fla. - Former Mountaineer Scott McBrien threw for a career-high 381 yards to help Maryland to a 41-7 victory over West Virginia in the Gator Bowl, a rematch of a regular-season game that was almost as lopsided. Playing against the team he left in 2001, McBrien threw for three scores and ran for another. His teammate, Steve Suter, returned a punt for a touchdown and made a highlight-reel catch to help the Terrapins reach 10 wins for the third-straight year under coach Ralph Friedgen.

Box Score

	1st	2nd	3rd	4th	F
West Virginia	0	0	7	0	7
Maryland	10	14	10	7	41

- 1-UM - Novak 26-yard field goal 9:36
- 1-UM - J. Williams 31-yard pass from McBrien (Novak kick) 0:00
- 2-UM - Suter 76-yard punt return (Novak kick) 13:55
- 2-UM - J. Williams 22-yard pass from McBrien (Novak kick) 7:49
- 3-UM - McBrien 2-yard run (Novak kick) 8:40
- 3-WV - R. Marshall 15-yard run (Cooper kick) 6:10
- 3-UM - Nick Novak 24-yard field goal 1:25
- 4-UM - Walker 14-yard punt return (Novak kick) 6:42

	UM	WV
First Downs	26	9
Rushes-Yards	48-141	29-155
Passing Yards	381	86
Comp-Att-Int	21-33-0	11-19-0
Return Yards	114	165
Punts-Avg.	2-33.5	7-42.4
Fumbles-Lost	5-0	2-2
Penalties-Yards	6-45	6-40

RUSHING- Maryland, Perry 20-67. West Virginia, Harris 6-56.
PASSING- Maryland, McBrien 21-33-0-381. West Virginia: Marshall 10-16-0-87.
RECEIVING- Maryland, Suter 4-84. West Virginia, Henry 3-46.
Att: 78,892.



Gator Bowl MVP Scott McBrien threw for a career-high 381 yards against his former team in his final college game.



CHAMPS SPORTS BOWL DEC 29, 2006

MD	PU	
24	7	

MARYLAND **24** PURDUE **7**

ORLANDO, Fla. - Maryland won its school record third-straight bowl game in style, posting a dominating 24-7 victory over Purdue in the Champs Sports Bowl. Senior Sam Hollenbach passed for 223 yards and two touchdowns to earn game MVP honors, while junior Lance Ball had 98 rushing yards to lead a ground attack which piled up 208 yards, much of that coming in the first half when the Terps built a 21-0 lead and never looked back. The Terrapins were able to keep Purdue's offense, the NCAA's 10th best at 425 yards per game, in check. The Boilermakers were held to 21 rushing yards and 285 total yards. Junior Keon Lattimore added 86 rushing yards on 20 carries for the Terps, who held the ball for 39:48. It was the fourth bowl appearance for the Terps under the six-year reign of head coach Ralph Friedgen.

Box Score

	1st	2nd	3rd	4th	F
Purdue (8-6)	0	7	0	0	7
Maryland (9-4)	7	14	3	0	24
1-MD - Haynos 4 yd pass from Hollenbach (Ennis kick), 04:33					
2-MD - Jackson 1 yd run (Ennis kick), 13:33					
2-MD - Heyward-Bey 46 yd pass from Hollenbach (Ennis kick), 2:05					
2-PUR - Orton 12 yd pass from Painter (Summers kick) 00:30					
3-MD - Ennis 22 yd field goal, 06:44					

	MD	PUR
First Downs	20	12
Rushes-Yards	50-206	13-21
Comp-Att-Int	15-24-0	23-36-1
Passing Yards	223	264
Return Yards	26	75
Punts-Average	4-39.2	6-42.2
Fumbles-Lost	1-0	1-1
Penalties-Yards	5-31	4-33

RUSHING- Maryland, Ball 18-98. Purdue, Taylor 6-19.

PASSING- Maryland, Hollenbach 15-24-0-233. Purdue: Painter 15-24-0-223.

RECEIVING- Maryland, Heyward-Bey 4-81. Purdue, Bryant 8-101. Att: 40,168.



Champ Sports Bowl MVP Sam Hollenbach threw for a pair of scores to lead the Terps to a bowl win over the Purdue Boilermakers.

BOWL RECORDS

Individual Records

RUSHING YARDS

165 (23 carries), Lu Gambino vs. Georgia, 1948 Gator
153 (28), Ed Modzelewski vs. Tennessee, 1952 Sugar
159 (39), Charlie Wysocki vs. Florida, 1980 Tangerine

RUSHING ATTEMPTS

39, Charlie Wysocki vs. Florida, 1980 Tangerine

RUSHING TOUCHDOWNS

3, Troy Jackson vs. Louisiana Tech, 1990 Independence

LONGEST TOUCHDOWN RUN

57 yards, Tommy Neal vs. Tennessee, 1984 Sun

PASSING YARDS

381 (21 of 33, 3 TD, 0 Int.), Scott McBrien vs. WVU, 2004 Gator
257 (23 of 39, 1 TD, 1 Int.), Shaun Hill vs. Florida, 2002 Orange
251 (19 of 32, 2 TD, 1 Int.), Boomer Esiason vs. Washington, 1982 Aloha

PASS COMPLETIONS

23, Shaun Hill vs. Florida, 2002 Orange

PASS ATTEMPTS

39, Shaun Hill vs. Florida, 2002 Orange

PASSING TOUCHDOWNS

3, Scott McBrien vs. West Virginia, 2004 Gator

LONGEST TOUCHDOWN PASS

68, Louis Carter to Walter White vs. Georgia, 1973 Peach

TOTAL OFFENSE

367 yards (minus 14 run, 381 pass), Scott McBrien vs. WVU, 2004 Gator

RECEPTIONS

8 (126 yards), Charlie White vs. Minnesota, 1977 Hall of Fame

RECEIVING YARDS

126 (8 rec., 0 TD), Charlie White vs. Minnesota, 1977 Hall of Fame

TOUCHDOWN RECEPTIONS

2, Jafar Williams from Scott McBrien vs. West Virginia, 2004 Gator

ALL-PURPOSE YARDAGE

198 (84 rec., 114 ret.), Steve Suter vs. WVU, 2004 Gator

TOUCHDOWNS RESPONSIBLE FOR

4, Scott McBrien (31 pass, 22 pass, 2 run, 14 pass) vs. WVU, 2004 Gator

FIELD GOALS

5 (18, 48, 31, 22, 26 yds.), Jess Atkinson vs. Tennessee, 1983 Citrus

LONGEST FIELD GOAL

48 yards, Jess Atkinson vs. Tennessee, 1983 Citrus
48 yards, Nick Novak vs. Tennessee, 2002 Peach

PUNTING AVERAGE

53.0 (3 for 159 yds.), Lynn Beightol vs. Oklahoma, 1956 Orange

LONGEST PUNT

77 yards, Mike Sochko vs. Houston, 1977 Cotton

LONGEST KICKOFF RETURN

80 yards, Tommy Neal vs. Tennessee, 1983 Citrus

LONGEST PUNT RETURN/FOR A TD

76 yards, Steve Suter vs. West Virginia, 2004 Gator

FUMBLE RETURN FOR A TD

8 yard return, Scott Tye vs. Syracuse, 1985 Cherry

INTERCEPTION RETURN FOR A TD

54 yard return, Curome Cox vs. Tennessee, 2002 Peach

Team Records

FIRST DOWNS

26, 2004 Gator (7 rush, 16 pass, 3 pen.) vs. West Virginia

FIRST DOWNS RUSHING

14, 1952 Sugar vs. Tennessee

FIRST DOWNS PASSING

16, 2004 Gator vs. West Virginia

FEWEST FIRST DOWNS

9, 1956 Orange vs. Oklahoma

RUSHING YARDS

289 yards, 1952 Sugar vs. Tennessee

RUSHING ATTEMPTS

54, 1980 Tangerine (177 yards) vs. Florida
54, 1984 Sun (229 yards) vs. Tennessee

RUSHING TOUCHDOWNS

3, 1950 Gator vs. Missouri
3, 1984 Sun vs. Tennessee
3, 1990 Independence vs. Louisiana Tech

FEWEST RUSHING YARDS

68, 1982 Aloha vs. Washington

PASSING YARDS

381 yards, 2004 Gator vs. West Virginia

PASS COMPLETIONS

23, 2002 Orange vs. Florida

PASS ATTEMPTS

43, 1978 Sun vs. Texas (17 completions)

PASSING TOUCHDOWNS

3, 2004 Gator vs. West Virginia

FEWEST PASSING YARDS

16, 1950 Gator vs. Missouri

TOTAL YARDS

522, 2004 Gator vs. West Virginia (141 rush, 381 pass)

FEWEST TOTAL YARDS

212, 1954 Orange vs. Oklahoma

PASS INTERCEPTIONS

4, 1952 Sugar vs. Tennessee


FUMBLES LOST

3, 1973 Peach vs. Georgia
3, 1974 Liberty vs. Tennessee

2007 TERRAPIN FOOTBALL MEDIA & RECRUITING GUIDE

1949 RANKED 14TH

The Tatum system was clicking by the third season under the new coach. Maryland scored more points than in any previous season in its history – 266 to its opponents' 81. Jim Tatum and a collection of new players lifted Maryland to its first ranking in the AP poll. Newcomers such as Ed Modzelewski, Bob Ward, Bob Shemonski and junior All-America tackle Ray Krouse were instrumental in leading the Terrapins to eight decisive regular season victories, losing only to No. 13 Michigan State, 14-7. The Terps plowed through the opposition, and after beating No. 15 Boston U. by a 14-13 count, earned the No. 15 poll position themselves. Maryland ended the regular season with a 13-0 shutout at Miami. The Terps earned their first bowl victory with a 20-7 rout of Missouri in the Gator Bowl.



SOUTHERN CONF. STANDINGS

Team	SC		Overall		Team	SC		Overall	
	W-L-T	W-L-T	W-L-T	W-L-T		W-L-T	W-L-T		
No. Carolina	5-0-0	7-4-0	So. Carolina	3-3-0	4-6-0				
Maryland	4-0-0	9-1-0	Wake Forest	3-3-0	4-6-0				
Wash & Lee	3-1-1	3-5-1	G. Washington	2-3-0	4-5-0				
Duke	4-2-0	6-3-0	NC State	3-6-0	3-7-0				
Wm. & Mary	4-2-0	6-4-0	Virginia Tech	1-5-2	1-7-2				
The Citadel	2-2-0	4-5-0	Richmond	2-6-0	3-7-0				
Clemson	2-2-0	4-4-2	Davidson	1-5-0	2-8-0				
Furman	3-3-0	3-6-0							

SOUTHERN CONF. BOWL GAME

Gator Bowl: Maryland 20, Missouri 7

MARYLAND RESULTS (9-1, 4-0)

9-1-0 (4-0, 4-1, 1-0) • SC: 4-0-0, 2nd
Head Coach: Jim Tatum

S24		at Virginia Tech	W	34-7
S30		Georgetown	W	33-7
O8	[-]	[13] at Michigan State	L	7-14
O22		at NC State	W	14-6
O29		at South Carolina ^{HC}	W	44-7
N5		at George Washington	W	40-14
N12	[-]	[15] at Boston University	W	14-13
N24	[15]	[-] West Virginia	W	47-7
D2	[14]	[-] at Miami	W	13-0
Gator Bowl				
J2	[14]	[20] Missouri ¹	W	20-7

¹ at Jacksonville, Fla. (Gator Bowl)



Ed "Mighty Mo" Modzelewski running for a TD at NC State on Oct. 22.

1951 RANKED 3RD

SOUTHERN CONFERENCE CO-CHAMPIONS

Maryland completed its only undefeated season in history and clobbered top-ranked and heavily favored Tennessee in the Sugar Bowl to lay its own claim to a national crown. Led by All-America tackles Bob Ward and Ray Krouse, brothers Ed and Dick Modzelewski, and QB Jack Scarbath, Maryland accepted a Sugar Bowl invitation against the recommendation of Southern Conference presidents who sought for all league institutions to boycott the bowls. The Terps were decided underdogs against No. 1 Tennessee, but Ed "Mighty Mo" Modzelewski's 153 rushing yards and a 28-13 victory prompted Tennessee coach Bob Neyland to state, "We were soundly beaten by a superior team."

SOUTHERN CONF. STANDINGS

Team	SC		Overall		Team	SC		Overall	
	W-L-T	W-L-T	W-L-T	W-L-T		W-L-T	W-L-T		
Maryland	5-0-0	10-0-0	G. Washington	2-3-1	2-6-1				
VMI	5-0-0	7-3-0	North Carolina	2-3-0	2-8-0				
Wash & Lee	5-1-0	6-4-0	West Virginia	2-3-0	5-5-0				
Wm. & Mary	5-1-0	7-3-0	NC State	2-6-0	3-7-0				
Clemson	3-1-0	7-3-0	Richmond	2-6-0	3-8-0				
Duke	4-2-0	5-4-1	The Citadel	1-3-0	4-6-0				
South Carolina	5-3-0	5-4-0	Furman	1-4-1	3-6-1				
Wake Forest	5-3-0	6-4-0	Davidson	1-5-0	1-8-0				
			Virginia Tech	1-7-0	2-8-0				

SOUTHERN CONF. BOWL GAME

Sugar Bowl: Maryland 28, Tennessee 13




MARYLAND RESULTS (10-0, 5-0)

10-0-0 (5-0, 3-0, 2-0) • SC: 5-0-0, Co-Champions
Head Coach: Jim Tatum

S29	[16]	[-]	at Washington & Lee	W	54-14
O6	[9]	[-]	at George Washington	W	33-6
O13	[10]	[-]	at Georgia	W	43-7
O20	[7]	[-]	at North Carolina	W	14-7
O27	[5]	[-]	at Louisiana State	W	27-0
N3	[4]	[-]	Missouri ^{HC}	W	35-0
N10	[3]	[-]	Navy ¹	W	40-21
N17	[5]	[-]	at NC State	W	53-0
N24	[4]	[-]	at West Virginia	W	54-7
Sugar Bowl					
J2	[3]	[1]	Tennessee ²	W	28-13

¹ at Baltimore, Md. (Memorial Stadium)
² at New Orleans, La. (Tulane-Sugar Bowl Stadium)



Chet "The Jet" Hanulak raced for this 31-yard TD vs. Missouri on Nov. 3.



1952 RANKED 13TH

The amazing win streak continued in 1952, but it ended abruptly and Maryland was kept out of a bowl game despite its No. 13 final ranking. The Terps had amassed 19 straight wins and 22 straight games without a defeat before falling 21-14 at Mississippi on Nov. 15. The end came in the eighth game of a schedule that was revised heavily after Southern Conference teams refused to play Maryland because the Terps had chosen to play in the previous season's Sugar Bowl. Ole Miss scored a pair of fourth-quarter touchdowns to upend the Terps, and Maryland fell 27-7 to Alabama the following week to quell any hopes of a bowl bid. Bernie Faloney and Jack Scarbath both were All-Americans and Scarbath, a preseason favorite to win the Heisman Trophy, finished second in the balloting.



Chet Hanulak raced past the Boston U. defenders for a 15-yard TD on Nov. 1.



MARYLAND RESULTS (7-2)

7-2-0 (3-0, 4-2)

Head Coach: Jim Tatum

S20	[2]	[-]	at Missouri	W	13-10
S27	[2]	[-]	at Auburn	W	13-7
O4	[3]	[-]	Clemson	W	28-0
O11	[4]	[19]	at Georgia	W	37-0
O18	[2]	[20]	Navy	W	38-7
O25	[2]	[-]	Louisiana State ^{HC}	W	34-6
N1	[2]	[-]	at Boston U.	W	34-7
N15	[3]	[11]	at Mississippi	L	14-21
N22	[8]	[14]	at Alabama	L	7-27



Jack Scarbath was the runner-up for the Heisman Trophy in 1952.

1953

ACC CO-CHAMPIONS

College Park was home to the nation's No. 1 football team. The Maryland grid team swept past its 10 regular-season opponents with a perfect record and, in so doing, scored a total of 298 points while limiting its opposition to a record 31. Coach Jim Tatum was named the national coach of the year and many Old Line players were selected to various all-star teams. Operating out of the split T, Maryland ranked sixth in the nation in total offense with a 359.5-yard average. On defense, the team yielded only 193.2 yards per game and led the country in rushing (83.9) and scoring defense (3.1). During the '53 campaign, the Terps made up for two defeats handed them in 1952 by decisively beating Mississippi and Alabama. After the Terps downed Miami 30-0, Hurricanes coach Andy Gustafson summed up the nation's top team by saying, "Maryland has one of the greatest teams I've ever seen." Maryland began the season with a No. 9 preseason ranking by the Associated Press and took over the top spot in the polls on the final week of the regular season after the No. 2 Terps waxed the No. 11 Crimson Tide, 21-0. The top-ranked and undefeated Terps tied No. 18 Duke for the inaugural ACC title, but fell to 10-1 after losing the Orange Bowl to Oklahoma, 7-0.

ACC STANDINGS

Team	ACC			Overall		
	W-L-T	Pts.	Opp.	W-L-T	Pts.	Opp.
Duke	4-0-0	105	27	7-2-1	217	81
Maryland	3-0-0	70	6	10-1-0	298	38
South Carolina	2-3-0	58	70	7-3-0	198	97
North Carolina	2-3-0	67	99	4-6-0	173	187
Wake Forest	2-3-0	52	75	3-6-1	123	157
Clemson	1-2-0	25	34	3-5-1	139	172
NC State	0-3-0	14	80	1-9-0	80	263
Virginia				1-8-0	75	242

ACC BOWL GAME

Orange Bowl: Oklahoma 7, Maryland 0

NATIONAL CHAMPIONS



First row, from left: Duke Wyre, head trainer; Ed O'Connor; Ralph Felton; Stan Jones; co-captains Bob Morgan and Bernie Faloney; Chet Hanulak; Dick Nolan; Charles Lattimer; Marty Crytzer; Tom Breunich; John Irvine; Herb Hoffman. **Second row:** John Bowersox; Dick Shipley; Dick Bielski; Lynn Beightol; Ed Vereb; Ron Waller; Paul Kramer; Bill Walker; George Palahunick; Al Wharton; Don Espy; Tom Selep. **Third row:** Charles Boxold; Tom Schloemer; Fred Tullai; Tim Flynn; Dave Nusz; John Merricks; Stan Polanski; George Albrecht; Don Brougher; Ralph Baier; Russell Dennis; Bob Haroth; Jim Ryan; Joe Horning. **Fourth row:** Dick O'Donnell; Jim Skarda; Bill Venter; Ed Perry; John Uzick; Augie Waibel; Hal Tray; Lynn Szafranski; Gene Dyson; Frank Bartko; Gene Sullivan; Joe Ponzio; Vic Gilona; Bob Pellegrini. **Fifth row:** Ben Kopet; Dave Ritter; Dick Porter; Jim Parsons; Tom McLuckie; John Weiciecowski; Roger Curry; Ray Blackburn; George Claves; Bob Pivec; Jim Kilgallen; Martin Greenberg, head manager; John Lacey, assistant trainer. **Sixth row:** Managers Tom Cox, Donald Date and Tom O'Rourke; Assistant coaches Tom Mont, Vern Seibert, Jack Hennemier, Warren Giese and Emmett Cheek; Head coach Jim Tatum; Assistant coaches Bob Ward, Bill Dovell and Eddie Teague.

MARYLAND RESULTS (10-1, 3-0)

10-1-0 (5-0, 4-0, 1-1) • ACC: 3-0-0, Co-Champions

Head Coach: Jim Tatum

S19	[9]	[-]	at Missouri	W	20-6
S26	[9]	[-]	Washington & Lee	W	52-0
O3	[3]	[-]	• at Clemson	W	20-0
O10	[4]	[-]	Georgia	W	40-13
O17	[3]	[-]	• at North Carolina	W	26-0
O23	[3]	[-]	at Miami	W	30-0
O30	[2]	[-]	• South Carolina ^{HC}	W	24-6
N7	[2]	[-]	George Washington ¹	W	27-6
N14	[2]	[11]	Mississippi	W	38-0
N21	[2]	[11]	Alabama	W	21-0
Orange Bowl					
J1	[1]	[4]	Oklahoma ²	L	0-7

Final AP Poll #1

¹ at Washington, D.C. (Griffith Stadium); ² at Miami, Fla. (Orange Bowl)




The Terps carried coach Jim Tatum off the field at UNC after a 26-0 shutout of the Tar Heels.

2007 TERRAPIN FOOTBALL MEDIA & RECRUITING GUIDE

1954 RANKED 8TH

Entering the season ranked No. 3 in the nation, the Terps began the 1954 campaign in convincing style, shutting out Kentucky 24-0 in their season opener. But the Terps stumbled in their next game, losing a close 12-7 decision to fourth-ranked UCLA. That dropped Maryland to No. 13 in the polls heading into its ACC matchup vs. Wake Forest. A 13-13 tie with the Demon Deacons sent the Terps tumbling out of the national rankings for the first time since 1950. Maryland rebounded to shut out North Carolina 33-0 before dropping a 9-7 road decision to Miami. The Terps went on to win their final five games by a combined score of 200-33, including a 74-13 Thanksgiving Day shellacking of Missouri. Maryland finished the season with a No. 8 national ranking.




ACC STANDINGS

Team	ACC		Overall	
	W-L-T	Pts. Opp.	W-L-T	Pts. Opp.
Duke	4-0-0	122 47	8-2-1	270 161
Maryland	4-0-1	124 27	7-2-1	280 67
North Carolina	4-2-0	93 126	4-5-1	140 222
South Carolina	3-3-0	86 94	6-4-0	172 153
Clemson	1-2-0	40 49	5-5-0	193 121
Wake Forest	1-4-1	106 107	2-7-1	129 165
Virginia	0-2-0	14 53	3-6-0	113 162
NC State	0-4-0	27 109	2-8-0	104 193

MARYLAND RESULTS (7-2-1, 4-0-1)

7-2-1 (5-0, 2-2-1) • ACC: 4-0-1, 2nd
Head Coach: Jim Tatum

S18	[3]	[-]	at Kentucky	W 24-0
O1	[6]	[4]	at UCLA	L 7-12
O9	[13]	[-]	• at Wake Forest	T 13-13
O16			• North Carolina	W 33-0
O22	[-]	[16]	at Miami	L 7-9
O30			• at South Carolina	W 20-0
N6			• NC State ^{HC}	W 42-14
N13	[17]	[-]	• Clemson	W 16-0
N20	[13]	[-]	George Washington	W 48-6
N25	[10]	[-]	Missouri	W 74-13



1954 co-captains Dick Bielski (41) and John Irvine (50).

ACC BOWL GAME

Orange Bowl: Duke 34, Nebraska 7

1955 RANKED 3RD

ACC CO-CHAMPIONS

For the second time in the ACC's first three years, Maryland and Duke tied for the league title with identical 4-0 records. The Terps finished third in both polls while the Blue Devils earned a 16th listing in the UPI poll. The ACC posted a 22-18-1 mark against non-conference opponents. Maryland led the nation in defense against the rush, allowing 83.9 yards per game. Maryland had a 15-game win streak snapped with a 20-6 loss to Oklahoma in the Orange Bowl. Terp center Bob Pellegrini was a consensus All-American and national college lineman of the year.



ACC STANDINGS

Team	ACC		Overall	
	W-L-T	Pts. Opp.	W-L-T	Pts. Opp.
Maryland	4-0-0	105 26	10-1-0	217 77
Duke	4-0-0	94 14	7-2-1	196 95
Clemson	3-1-0	79 59	7-3-0	206 144
North Carolina	3-3-0	90 102	3-7-0	117 218
Wake Forest	3-3-1	105 100	5-4-1	131 157
South Carolina	1-5-0	75 176	3-6-0	120 209
NC State	0-2-1	38 71	4-5-1	206 193
Virginia	0-4-0	42 80	1-9-0	96 201

MARYLAND RESULTS (10-1, 4-0)

10-1-0 (5-0, 5-0, 0-1) • ACC: 4-0-0, Co-Champions
Head Coach: Jim Tatum

S17	[8]	[-]	at Missouri	W 13-12
S24	[5]	[1]	UCLA	W 7-0
O1	[1]	[20]	at Baylor	W 20-6
O8	[1]	[-]	• Wake Forest	W 28-7
O15	[2]	[-]	• at North Carolina	W 25-7
O22	[2]	[-]	at Syracuse	W 34-13
O29	[1]	[-]	• South Carolina ^{HC}	W 27-0
N5	[1]	[-]	Louisiana State	W 13-0
N12	[2]	[-]	• at Clemson	W 25-12
N19	[2]	[-]	George Washington	W 19-0
Orange Bowl				
J2	[3]	[1]	Oklahoma ¹	L 6-20

¹ at Miami, Fla. (Orange Bowl)



Bob Pellegrini accepts his national college lineman of the year award.

ACC BOWL GAME

Orange Bowl: Oklahoma 20, Maryland 6

1973 RANKED 20TH

In his second season at Maryland, head coach Jerry Claiborne lifted the Terps to a 5-1 mark in the ACC, and their first national ranking in 12 seasons. The Terps were 5-3 after a 42-22 loss to No. 6 Penn State, but three decisive wins over Virginia, Clemson and Tulane earned Maryland a bid to its first bowl game since the 1956 Orange Bowl. Maryland dominated Georgia in the Peach Bowl, outgaining the Bulldogs 461 to 284 on offense and driving inside the Georgia 20-yard line seven times. Four turnovers proved costly, however, and after a 10-10 tie at intermission, all Maryland could muster were a pair of fourth-quarter field goals by Steve Mike-Mayer. Defensive tackle Randy White earned the first of his two All-America awards.


ACC STANDINGS

Team	ACC		Overall	
	W-L-T	Pts. Opp.	W-L-T	Pts. Opp.
NC State	6-0-0	197 93	9-3-0	396 251
Maryland	5-1-0	173 50	8-4-0	335 141
Clemson	4-2-0	147 129	5-6-0	231 263
Virginia	3-3-0	122 161	4-7-0	199 300
Duke	1-4-1	58 99	2-8-1	132 204
North Carolina	1-5-0	150 159	4-7-1	242 266
Wake Forest	0-5-1	38 194	1-9-1	73 326

ACC BOWL GAMES

Peach Bowl: Georgia 17, Maryland 16

Liberty Bowl: NC State 31, Kansas 18



MARYLAND RESULTS (8-4, 5-1)

8-4-0 (4-2, 3-1, 1-1) • ACC: 5-1-0, 2nd

Head Coach: Jerry Claiborne

S15	West Virginia	L	13-20
S22	• at North Carolina	W	23-3
S29	Villanova	W	31-3
O6	Syracuse	W	38-0
O13	• at NC State	L	22-24
O20	• at Wake Forest	W	37-0
O27	• Duke ¹	W	30-10
N3	[-] [6] Penn State	L	22-42
N10	• Virginia ^{HC}	W	33-0
N17	• at Clemson	W	28-13
N24	[18] [17] Tulane	W	42-9
Peach Bowl			
D28	[18] [-] Georgia ²	L	16-17

¹ at Norfolk, Va.; ² at Atlanta, Ga. (Fulton County Stadium)



All-Americans Randy White (94) and Paul Vellano (72) bring down Penn State's Heisman Trophy winner John Cappelletti on Nov. 3.

1974 RANKED 13TH

ACC CHAMPIONS

Maryland won its first conference championship in 18 years, sweeping past all six of its league opponents. It marked the 10th time in conference history that a team had gone unbeaten in league play. The Terps extended their win streak against ACC foes to 10. Maryland took a top-10 ranking into the Liberty Bowl before falling to Tennessee, 7-3, and ending the season 13th in the final AP poll. Maryland's Randy White was a consensus All-American and won both the Outland and Lombardi trophies.

ACC STANDINGS


Team	ACC		Overall	
	W-L-T	Pts. Opp.	W-L-T	Pts. Opp.
Maryland	6-0-0	198 35	8-4-0	316 104
Clemson	4-2-0	130 135	7-4-0	246 250
North Carolina	4-2-0	146 115	7-5-0	364 279
NC State	4-2-0	145 120	9-2-1	317 241
Duke	2-4-0	110 136	6-5-0	201 208
Virginia	1-5-0	61 111	4-7-0	207 239
Wake Forest	0-6-0	31 169	1-10-0	74 348

ACC BOWL GAMES

Liberty Bowl: Tennessee 7, Maryland 3

Bluebonnet Bowl: NC State 31, Houston 31

Sun Bowl: Mississippi State 26, North Carolina 24



MARYLAND RESULTS (8-4, 6-0)

8-4-0 (5-1, 2-1, 1-2) • ACC: 6-0-0, Champions

Head Coach: Jerry Claiborne

S14	[14] [3] Alabama	L	16-21
S21	[14] [-] Florida ¹	L	10-17
S28	• North Carolina	W	24-12
O5	at Syracuse	W	31-0
O12	• Clemson	W	41-0
O19	[18] [-] • Wake Forest ^{HC}	W	47-0
O26	[15] [17] • NC State	W	20-10
N2	[15] [10] at Penn State	L	17-24
N9	[14] [-] Villanova	W	41-0
N16	[13] [-] • Duke ²	W	56-13
N23	[11] [-] • at Virginia	W	10-0
Liberty Bowl			
D16	[10] [20] Tennessee ³	L	3-7

¹ at Tampa, Fla. (Tampa Stadium); ² at Norfolk, Va. (Foreman Field);
³ at Memphis, Tenn. (Liberty Bowl Memorial Stadium)



Jerry Claiborne (left) collects the Terps' 1974 ACC title trophy.

1975

ACC CHAMPIONS

Maryland captured its second consecutive ACC title by posting a perfect 5-0 league mark and extending its win streak over conference opponents to 15, tying a league record. For the third straight year, the Terps took part in postseason competition, defeating Florida, 13-0, in the Gator Bowl. Maryland, which led the league in total offense with 375.2 yards per game, set an ACC single-game total offense mark with 802 yards in a 62-24 victory over Virginia, Nov. 22. Maryland's John Schultz was the nation's top kickoff returner with a 31.0 average.

RANKED 13TH



ACC STANDINGS

Team	ACC		Overall	
	W-L-T	Pts. Opp.	W-L-T	Pts. Opp.
Maryland	5-0-0	182 73	9-2-1	312 150
Duke	3-0-2	131 84	4-5-2	197 212
NC State	2-2-1	131 115	7-4-1	260 210
Wake Forest	3-3-0	145 137	3-8-0	221 264
Clemson	2-3-0	102 141	2-9-0	177 381
North Carolina	1-4-1	119 159	3-7-1	207 272
Virginia	0-5-0	98 226	1-10-0	175 428

ACC BOWL GAMES

Gator Bowl:	Maryland 13, Florida 0
Peach Bowl:	West Virginia 13, NC State 10

MARYLAND RESULTS (9-2-1, 5-0)

9-2-1 (4-1, 4-1-1, 1-0) • ACC: 5-0-0, Champions
Head Coach: Jerry Claiborne

S6	[17]	[-]	Villanova	W	41-0
S13	[14]	[20]	at Tennessee	L	8-26
S20			• at North Carolina	W	34-7
S27	[20]	[-]	at Kentucky	T	10-10
O4			Syracuse ^{HC}	W	24-7
O11			• NC State	W	37-22
O18	[19]	[-]	• at Wake Forest	W	27-0
N1	[14]	[9]	Penn State	L	13-15
N8	[16]	[-]	at Cincinnati	W	21-19
N15			• at Clemson	W	22-20
N22	[20]	[-]	• Virginia	W	62-24
Gator Bowl					
D29	[17]	[13]	Florida ¹	W	13-0

¹ at Jacksonville, Fla. (Gator Bowl)



LeRoy Hughes stacks up the NC State QB with Randy White closing in on Oct. 11.

1976

ACC CHAMPIONS

The powerful Terrapins swept through the regular season undefeated and became only the second team in ACC history to win three consecutive league titles outright. Coach Jerry Claiborne's club ran its conference victory string to a record 20 straight. The Terps appeared in a bowl for the fourth straight year, losing to Southwest Conference champion Houston, 30-21, in the Cotton Bowl. Maryland tackle Joe Campbell was a consensus All-American. Maryland's No. 8 ranking in the final AP poll was the first Top 10 finish by an ACC team since 1960.

RANKED 8TH



ACC STANDINGS

Team	ACC		Overall	
	W-L-T	Pts. Opp.	W-L-T	Pts. Opp.
Maryland	5-0-0	111 24	11-1-0	294 115
North Carolina	4-1-0	144 102	9-3-0	243 220
Wake Forest	3-3-0	124 118	5-6-0	177 206
Duke	2-3-1	125 145	5-5-1	234 245
NC State	2-3-0	97 98	3-7-1	205 258
Virginia	1-4-0*	40 111	2-9-0	106 266
Clemson	0-4-1	76 123	3-6-2	172 237

*Loss to Virginia Tech counted as conference game

ACC BOWL GAMES

Cotton Bowl:	Houston 30, Maryland 21
Peach Bowl:	Kentucky 21, North Carolina 0

MARYLAND RESULTS (11-1, 5-0)

11-1-0 (6-0, 5-0, 0-1) • ACC: 5-0-0, Champions
Head Coach: Jerry Claiborne

S11	[12]	[-]	Richmond	W	31-7
S18	[10]	[-]	at West Virginia	W	24-3
S25	[8]	[-]	at Syracuse	W	42-28
O2	[7]	[-]	Villanova	W	20-9
O9	[7]	[-]	• at NC State	W	16-6
O16	[5]	[-]	• Wake Forest	W	17-15
O23	[6]	[-]	• at Duke	W	30-3
O30	[5]	[-]	Kentucky	W	24-14
N6	[6]	[-]	Cincinnati	W	21-0
N13	[6]	[-]	• Clemson ^{HC}	W	20-0
N20	[6]	[-]	• at Virginia	W	28-0
Cotton Bowl					
J1	[4]	[6]	Houston ¹	L	21-30

¹ at Dallas, Texas (Cotton Bowl)



Mark Manges was featured on the cover of Sports Illustrated on Oct. 4.



1978 RANKED 20TH

The Terps fired out of the gates 8-0 including a 31-7 homecoming win over No. 20 NC State. Maryland steadily rose in the polls, and after a 27-0 shutout of Duke, was No. 5 heading into a showdown at No. 2 Penn State. The Nittany Lions won a 27-3 decision in front of 78,019 which dropped Maryland to No. 13 in the polls. But after a 17-7 win at Virginia, the Terps were paired with Clemson for an ACC first-place showdown. No. 11 Maryland and No. 12 Clemson entered the regular-season finale both tied at 5-0. Clemson emerged from the Byrd Stadium shootout a 28-24 victor. The loss sent Maryland into a Sun Bowl matchup with Texas, where it suffered its worst bowl loss ever, 42-0.

ACC STANDINGS

Team	ACC			Overall		
	W-L-T	Pts.	Opp.	W-L-T	Pts.	Opp.
Clemson	6-0-0	183	71	11-1-0	368	131
Maryland	5-1-0	159	62	9-3-0	261	167
NC State	4-2-0	133	112	9-3-0	280	108
North Carolina	3-3-0	124	132	5-6-0	199	216
Duke	2-4-0	56	108	4-7-0	108	247
Wake Forest	1-5-0	59	161	1-10-0	104	274
Virginia	0-6-0	75	143	2-9-0	139	236

ACC BOWL GAMES

Sun Bowl:	Texas 42, Maryland 0
Tangerine Bowl:	NC State 30, Pittsburgh 17
Gator Bowl:	Clemson 17, Ohio State 15



MARYLAND RESULTS (9-3, 5-1)

9-3-0 (4-1, 5-1, 0-1) • ACC: 5-1-0, 2nd		
Head Coach: Jerry Claiborne		
S9	Tulane	W 31-7
S16 [20]	at Louisville	W 24-17
S23 [18]	at North Carolina	W 21-20
S30 [15]	Kentucky	W 20-3
O7 [12]	NC State ^{HC}	W 31-7
O14 [10]	at Syracuse	W 24-9
O21 [6]	Wake Forest	W 39-0
O28 [5]	at Duke	W 27-0
N4 [5]	at Penn State	L 3-27
N11 [13]	at Virginia	W 17-7
N18 [11]	Clemson	L 24-28
Sun Bowl		
D23 [13]	Texas ¹	L 0-42
¹ at El Paso, Texas (Sun Bowl)		



Tim O'Hare threw for a TD in the Terps' homecoming win on Oct. 7.

1982 RANKED 20TH


Junior quarterback Boomer Esiason led the Terrapins and first-year head coach Bobby Ross to a seven-game midseason win streak which earned Maryland its first national ranking in two seasons. After early season losses at No. 7 Penn State and No. 17 West Virginia, Maryland scored points at will while rolling through its ACC schedule. The Terrapins' 31-point average was second only to its undefeated season of 1951, and Ross was named the national coach of the year by the Washington Touchdown Club. A 31-24 win at No. 10 North Carolina put Maryland back in the rankings, and another shootout with Clemson would determine the ACC champion. No. 16 Maryland was invited to the inaugural Aloha Bowl in Honolulu where it surrendered a last-second touchdown to No. 9 Washington, losing 21-20.

ACC STANDINGS

Team	ACC			Overall		
	W-L-T	Pts.	Opp.	W-L-T	Pts.	Opp.
Clemson	6-0-0	196	95	9-1-1	289	147
Maryland	5-1-0	222	121	8-4-0	373	220
North Carolina	3-3-0	146	100	8-4-0	348	149
Duke	3-3-0	172	179	6-5-0	307	290
NC State	3-3-0	111	131	6-5-0	206	255
Virginia	1-5-0	92	214	2-9-0	208	320
Wake Forest	0-6-0	91	186	3-8-0	200	286
Georgia Tech				6-5-0	239	286


ACC BOWL GAMES

Aloha Bowl:	Washington 21, Maryland 20
Sun Bowl:	North Carolina 26, Texas 10



MARYLAND RESULTS (8-4, 5-1)

8-4-0 (5-1, 3-2, 0-1) • ACC: 5-1-0, 2nd		
Head Coach: Bobby Ross		
S11 [-]	[7] at Penn State	L 31-39
S18 [-]	[17] at West Virginia	L 18-19
S25	NC State	W 23-6
O2	at Syracuse	W 26-3
O9	Indiana State	W 38-0
O16	Wake Forest	W 52-31
O23	Duke ^{HC}	W 49-22
O30 [-]	[10] at North Carolina	W 31-24
N7 [19]	[-] Miami	W 18-17
N13 [18]	[11] Clemson	L 22-24
N20 [19]	[-] at Virginia	W 45-14
Aloha Bowl		
D25 [16]	[9] Washington ¹	L 20-21
¹ at Honolulu, Hawaii (Aloha Stadium)		



Willie Joyner ran for a 15-yard TD in a win over Indiana State on Oct. 9.

2007 TERRAPIN FOOTBALL MEDIA & RECRUITING GUIDE

1983

ACC CHAMPIONS

Maryland claimed its first ACC title since 1976, finishing undefeated to top runner-up North Carolina (4-2). Maryland opened the season by winning six of its first seven contests, including ACC matchups vs. Virginia, Wake Forest, Duke and North Carolina. The Terps were ranked seventh in the nation prior to suffering a 35-23 setback at the hands of No. 3-ranked Auburn on Nov. 5. Maryland closed the regular season and wrapped up the ACC crown topping NC State on the road, 29-6.

ACC STANDINGS

Team	ACC			Overall		
	W-L-T	Pts.	Opp.	W-L-T	Pts.	Opp.
Maryland	6-0-0	154	71	8-4-0	316	253
North Carolina	4-2-0	184	117	8-4-0	337	216
Georgia Tech	3-2-0	147	140	3-8-0	222	313
Duke	3-3-0	150	183	3-8-0	246	350
Virginia	3-3-0	145	150	6-5-0	252	280
NC State	1-5-0	108	159	3-8-0	236	246
Wake Forest	1-5-0	150	218	4-7-0	257	281
Clemson*				9-1-1	338	200

* Not eligible for championship by conference action

ACC BOWL GAMES

Florida Citrus Bowl:	Tennessee 30, Maryland 23
Peach Bowl:	Florida State 28, North Carolina 3



MARYLAND RESULTS (8-4, 6-0)

8-4-0 (5-1, 3-2, 0-1) • ACC: 6-0-0, Champions

Head Coach: Bobby Ross


S10	[17]	[-]	at Vanderbilt	W	21-14
S17	[17]	[20]	West Virginia	L	21-31
S24	[-]	[17]	Pittsburgh	W	13-7
O1	[19]	[-]	• Virginia	W	23-3
O8	[16]	[-]	Syracuse	W	34-13
O15	[16]	[-]	• at Wake Forest	W	36-33
O22	[15]	[-]	• Duke ^{HC}	W	38-3
O29	[13]	[3]	• North Carolina	W	28-26
N5	[7]	[3]	at Auburn	L	23-35
N12	[11]	[17]	• at Clemson*	L	27-52
N19	[20]	[-]	• at NC State	W	29-6

Florida Citrus Bowl

D17 [16] [-] Tennessee¹ L 23-30

¹ at Orlando, Fla. (Florida Citrus Bowl)

* Clemson ineligible for ACC title, game counts as Maryland win in ACC standings



Frank Reich led the Terps to an upset win over Pittsburgh in his first college start on Sept. 24.

1984

ACC CHAMPIONS

Maryland pocketed the championship for the second year in a row and earned its fifth outright crown over the past 11 seasons. The title was not decided until the season's final weekend when the Terps knocked off Virginia, 45-34, for the league crown. Maryland, trailing Miami 31-0 at the half on Nov. 10, rallied for 42 second-half points to beat the No. 6 Hurricanes, 42-40, setting a record for the greatest comeback in NCAA Division I-A football history. The Terps, taking part in their third straight bowl game, defeated Tennessee in the Sun Bowl, 28-27.

ACC STANDINGS


Team	ACC			Overall		
	W-L-T	Pts.	Opp.	W-L-T	Pts.	Opp.
Maryland	6-0-0	204	102	9-3-0	380	280
Virginia	3-1-2	189	108	8-4-0	337	216
North Carolina	3-2-1	119	125	5-5-1	234	274
Wake Forest	3-3-0	91	124	6-5-0	205	232
Georgia Tech	2-2-1	114	81	6-4-1	296	201
Duke	1-5-0	67	162	2-9-0	128	301
NC State	1-5-0	97	179	3-8-0	263	311
Clemson*				7-4-0	346	215

* Not eligible for championship by conference action

ACC BOWL GAMES

Sun Bowl:	Maryland 28, Tennessee 27
Peach Bowl:	Virginia 27, Purdue 24

RANKED 12TH



MARYLAND RESULTS (9-3, 6-0)

9-3-0 (2-2, 5-1, 2-0) • ACC: 6-0-0 Champions


Head Coach: Bobby Ross

S8			Syracuse	L	7-23
S15			Vanderbilt	L	14-23
S22	[-]	[17]	at West Virginia	W	20-17
S29			• Wake Forest	W	38-17
O6	[-]	[11]	at Penn State	L	24-25
O13			• NC State ^{HC}	W	44-21
O27			• at Duke	W	43-7
N3			• at North Carolina	W	34-23
N10	[-]	[6]	at Miami	W	42-40
N17	[-]	[20]	• Clemson ¹	W	41-23
N24	[18]	[-]	• at Virginia	W	45-34

Sun Bowl

D22 [12] [-] Tennessee² W 28-27

¹ at Baltimore, Md. (Memorial Stadium); ² at El Paso, Texas (Sun Bowl)



Rick Badanjek was named ACC player of the week after leading the Terps to a win over NC State on Oct. 13.



1985

ACC CHAMPIONS

Maryland made it three championships in a row and six in 12 years by finishing unbeaten in ACC play. For the fourth straight year and 11th time in 13 seasons, the Terps took part in postseason play, knocking off Syracuse in the Cherry Bowl, 35-18. Maryland extended its ACC winning streak to 17 games with a 33-21 title-clinching victory over Virginia on the final weekend of the season. Offensive tackle J.D. Maarleveld was tabbed as a consensus All-American.


ACC STANDINGS

Team	ACC			Overall		
	W-L-T	Pts.	Opp.	W-L-T	Pts.	Opp.
Maryland	6-0-0	192	92	9-3-0	326	192
Georgia Tech	5-1-0	136	55	9-2-1	252	132
Clemson	4-3-0	167	122	6-6-0	244	222
Virginia	4-3-0	172	150	6-5-0	262	217
North Carolina	3-4-0	129	154	5-6-0	224	223
Duke	2-5-0	94	174	4-7-0	193	252
NC State	2-5-0	121	189	3-8-0	186	305
Wake Forest	1-6-0	99	174	4-7-0	212	249

ACC BOWL GAMES

Cherry Bowl:	Maryland 35, Syracuse 18
Independence Bowl:	Minnesota 20, Clemson 13
All-American Bowl:	Georgia Tech 17, Michigan State 14

RANKED 18TH



MARYLAND RESULTS (9-3, 6-0)

9-3-0 (4-1, 3-1, 2-1) • ACC: 6-0-0, Champions

Head Coach: Bobby Ross

S7	[7]	[19]	Penn State	L	18-20
S14	[17]	[-]	Boston College ¹	W	31-13
S21	[17]	[-]	West Virginia	W	28-0
S28	[17]	[12]	at Michigan	L	0-20
O5			• at NC State	W	31-17
O19			• at Wake Forest	W	26-3
O26			• Duke	W	40-10
N2			• North Carolina ^{HC}	W	28-10
N9	[-]	[8]	Miami ²	L	22-29
N16			• at Clemson	W	34-31
N29			• Virginia	W	33-21

Cherry Bowl

D21 Syracuse³ W 35-18

¹ at Foxboro, Mass. (Sullivan Stadium); ² at Baltimore, Md. (Memorial Stadium);

³ at Pontiac, Mich. (Pontiac Silverdome)



Dan Plocki kicked a game-winning field goal with three seconds left to lift the Terps past Clemson on Nov. 16.

2001

ACC CHAMPIONS

Under first-year head coach Ralph Friedgen, the consensus national coach of the year, the Terps claimed their first ACC title since 1985. Maryland became the first team other than Florida State to win the ACC title outright since the Seminoles joined the league in 1992. Maryland was selected to the Bowl Championship Series for the first time, meeting Florida in the FedEx Orange Bowl at Pro Player Stadium in Miami. E.J. Henderson was ACC Player of the Year and a consensus All-American.

ACC STANDINGS

Team	ACC			Overall		
	W-L-T	Pts.	Opp.	W-L-T	Pts.	Opp.
Maryland	7-1-0	271	173	10-2-0	413	266
Florida State	6-2-0	304	194	8-4-0	403	304
North Carolina	5-3-0	237	145	8-5-0	337	271
Georgia Tech	4-4-0	246	215	8-5-0	405	281
NC State	4-4-0	212	185	7-5-0	319	257
Clemson	4-4-0	246	268	7-5-0	369	339
Wake Forest	3-5-0	213	247	6-5-0	292	311
Virginia	3-5-0	178	244	5-7-0	249	331
Duke	0-8-0	164	390	0-11-0	212	491

ACC BOWL GAMES

FedEx Orange Bowl:	Florida 56, Maryland 23
Toyota Gator Bowl:	Florida State 30, Virginia Tech 17
Chick-fil-A Peach Bowl:	North Carolina 16, Auburn 10
Humanitarian Bowl:	Clemson 49, Louisiana Tech 24
Seattle Bowl:	Georgia Tech 24, Stanford 14
Tangerine Bowl:	Pittsburgh 34, NC State 19

RANKED 11TH



MARYLAND RESULTS (10-2, 7-1)

10-2-0 (7-0, 3-1, 0-1) • ACC: 7-1-0, Champions

Head Coach: Ralph Friedgen

S1			• North Carolina	W	23-7
S8			Eastern Michigan	W	50-3
S22			• at Wake Forest	W	27-20
S29			West Virginia	W	32-20
O6	[25]	[-]	• Virginia	W	41-21
O11	[22]	[15]	• at Georgia Tech	W	ot 20-17
O20	[12]	[-]	• Duke ^{HC}	W	59-17
O27	[10]	[18]	• at Florida State	L	31-52
N3	[15]	[-]	Troy State	W	47-14
N10	[13]	[-]	• Clemson	W	37-20
N17	[10]	[-]	• at NC State	W	23-19

FedEx Orange Bowl

J2 [6] [5] Florida¹ L 23-56

¹ at Miami, Fla. (Pro Player Stadium)



Ralph Friedgen is interviewed by ESPN after Maryland captured the 2001 ACC crown with a win over Clemson on Nov. 10.

2007 TERRAPIN FOOTBALL MEDIA & RECRUITING GUIDE

2002

RANKED 13TH


Maryland closed the season by winning 10 of its final 11 games to match the 1976 team for most wins in school history (11) and finished the season ranked 13th in both major polls. The Terps tied for second in the ACC and captured their first bowl victory since 1985 – a 30-3 defeat of Tennessee in the Chick-fil-A Peach Bowl. Linebacker E.J. Henderson, the first two-time consensus All-American in Maryland history, won the Bednarik (nation's outstanding defensive player) and Butkus (nation's outstanding linebacker) awards. A school-record eight players were named first team All-ACC.

ACC STANDINGS

Team	ACC			Overall		
	W-L-T	Pts.	Opp.	W-L-T	Pts.	Opp.
Florida State	7-1-0	275	142	9-5-0	428	301
Maryland	6-2-0	247	161	11-3-0	451	228
Virginia	6-2-0	220	185	9-5-0	402	348
NC State	5-3-0	192	127	11-3-0	460	238
Georgia Tech	4-4-0	148	150	7-6-0	280	267
Clemson	4-4-0	197	223	7-6-0	330	349
Wake Forest	3-5-0	196	198	7-6-0	356	327
North Carolina	1-7-0	113	285	3-9-0	223	421
Duke	0-8-0	137	254	2-10-0	227	353

ACC BOWL GAMES

Chick-fil-A Peach Bowl:	Maryland 30, Tennessee 3
Nokia Sugar Bowl:	Georgia 26, Florida State 13
Mazda Tangerine Bowl:	Texas Tech 55, Clemson 13
Toyota Gator Bowl:	NC State 28, Notre Dame 6
Continental Tire Bowl:	Virginia 48, West Virginia 22
Silicon Valley Classic:	Fresno State 30, Georgia Tech 21
Seattle Bowl:	Wake Forest 38, Oregon 17



MARYLAND RESULTS (11-3, 6-2)

11-3-0 (6-1, 3-1, 1-1) • ACC: 6-2-0, T-2nd			
A25	[21]	[-]	vs. Notre Dame ¹ L 0-22
S7			Akron W 44-14
S14	[-]	[5]	• Florida State L 10-37
S21			E. Michigan W 45-3
S28			Wofford W 37-8
O5			at West Virginia W 48-17
O17			• Georgia Tech W 34-10
O26			• at Duke W 45-12
N2			• at North Carolina W 59-7
N9	[25]	[14]	• NC State W 24-21
N16	[19]	[-]	• at Clemson W 30-12
N23	[18]	[-]	• at Virginia L 13-48
N30	[25]	[-]	• Wake Forest W 32-14

Chick-fil-A Peach Bowl
 D31 [18] [-] vs. Tennessee² W 30-3
¹ at East Rutherford, N.J. (Giants Stadium); ² at Atlanta, Ga. (Georgia Dome)



QB Scott McBrien leaps into the end zone for the game-winning touchdown against NC State on Nov. 9.

2003

RANKED 17TH


After starting its season 0-2, Maryland finished the season by winning 10 of its last 11 games for the second year in a row. In doing so, the Terrapins became the first team in Atlantic Coast Conference history to win 10 games after starting 0-2. The Terps finished 2003 10-3, winning the Toyota Gator Bowl by a resounding 41-7 margin over regional rival West Virginia, a team they had beaten once already earlier in the season. Scott McBrien was named the game's MVP after posting a career performance (21-33, 381 yards, 3 TDs, 0 int, 2 rush TD) against his former school. Ralph Friedgen's 31 wins in three years marked the seventh-most in NCAA history by a third-year coach and most-ever by an ACC coach. Ten players were named first or second team All-ACC, most by any team in the league.

ACC STANDINGS

Team	ACC			Overall		
	W-L-T	Pts.	Opp.	W-L-T	Pts.	Opp.
Florida State	7-1-0	269	138	10-3-0	419	219
Maryland	6-2-0	220	159	10-3-0	406	206
Clemson	5-3-0	212	168	9-4-0	367	250
NC State	4-4-0	256	250	8-5-0	489	385
Virginia	4-4-0	187	164	8-5-0	364	265
Georgia Tech	4-4-0	151	178	7-6-0	274	266
Wake Forest	3-5-0	242	236	5-7-0	335	357
Duke	2-6-0	139	265	4-8-0	210	343
North Carolina	1-7-0	184	322	2-10-0	317	459

ACC BOWL GAMES

Toyota Gator Bowl:	Maryland 41, West Virginia 7
FedEx Orange Bowl:	Miami 16, Florida State 14
Mazda Tangerine Bowl:	NC State 56, Kansas 26
Continental Tire Bowl:	Virginia 23, Pittsburgh 16
Chick-fil-A Peach Bowl:	Clemson 27, Tennessee 14
Humanitarian Bowl:	Georgia Tech 52, Tulsa 10



MARYLAND RESULTS (10-3, 6-2)

10-3-0 (6-0, 3-3, 1-0) • ACC: 6-2-0, 2nd			
Head Coach: Ralph Friedgen			
A28	[15]	[-]	at Northern Illinois L 13-20 ot
S6	[-]	[11]	• at Florida State L 10-35
S13			The Citadel W 61-0
S20			West Virginia W 34-7
S27			at Eastern Michigan W 37-13
O4			• Clemson W 21-7
O11			• Duke W 33-20
O23			• at Georgia Tech L 3-7
N1			• North Carolina ^{HC} W 59-21
N13			• Virginia W 27-17
N22			• at NC State W 26-24
N29			• at Wake Forest W 41-28

Toyota Gator Bowl
 J1 [23] [20] vs. West Virginia¹ W 41-7
 Final AP Poll #17
¹ at Jacksonville, Fla. (ALLTEL Stadium)



Nick Novak celebrates his game-winning kick to beat NC State on Nov. 22.